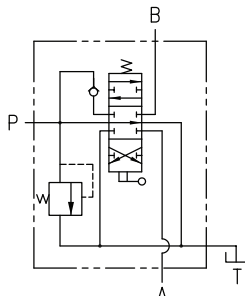
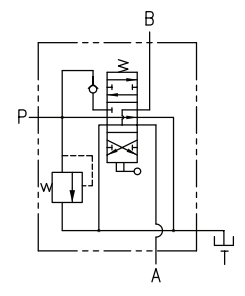


VALVE KITS From Page 3



RDT4	
Code	Description
RDT4	3P4W Cylinder Spool
 <p>The RDT4 Valve option includes a 3-position, 4-way cylinder spool valve with an integral mounting bracket.</p>	



RDM4	
Code	Description
RDM4	3P4W Motor Spool
 <p>The RDM4 Valve option includes a 3-position, 4-way motor spool valve with an integral mounting bracket.</p>	



1 - 888 - 99 - FORCE

501 East Cliff Road Burnsville, Minnesota 55337 www.forceamerica.com

Service Centers and Sales


Atlanta, GA	888-293-2325	Denver, CO	888-833-7711	Milwaukee, WI	800-722-5844
Bismarck, ND	800-624-7568	Fort Dodge, IA	800-362-2994	Minneapolis, MN	800-328-2732
Charlotte, NC	800-788-8598	Kansas City, MO	800-383-4724	Philadelphia, PA	800-492-6621
Chicago, IL	800-433-5765	Memphis, TN	888-845-5876	Salt Lake City, UT	877-230-0505
Columbus, OH	888-449-0356	Dallas, TX	800-893-7225	Seattle, WA	800-354-9028



F E A T U R E S

The Remote Power System Portable Power Units are modular power units configurable to meet individual application needs. Choose from several engine, reservoir, pump, handle and valve options.

- **Modular Design**
 - Allows short lead time custom configuration for various application needs.
- **Engine Choices**
 - Choose from 8 or 13 hp Honda or Briggs engines with manual or electric start.
- **Reservoir Features**
 - Choose from 8 or 15 gallon reservoir sizes all including in tank filter, filter indicator, breather, magnetic drain plug, sight and temperature gauge.
- **Valve Options**
 - Multiple valve options available for cylinder or motor operation.

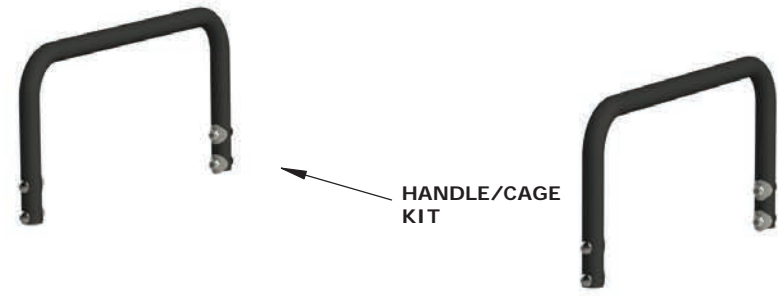


Learn more & order at forceamerica.com/RPS


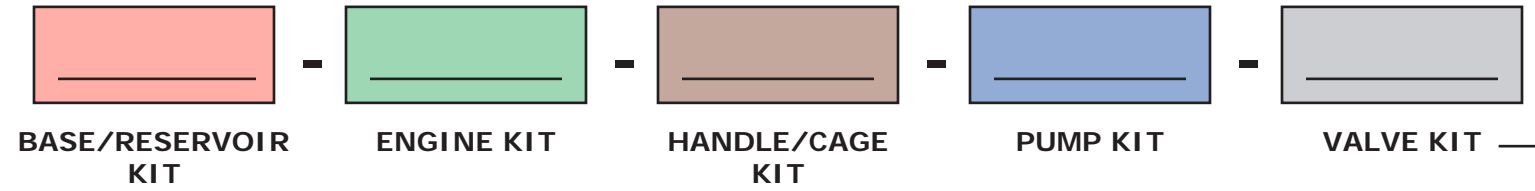
1 - 888 - 99 - FORCE

www.forceamerica.com

Configure your own system by selecting model codes from each option below.



HANDLE/CAGE KIT



ENGINE KIT

VALVE KIT

BATTERY HOLD-DOWN KIT

BASE / RESERVOIR KIT

PUMP KIT

BASE / RESERVOIR KIT	
Code	Description
MB8	8 Gallon: 38.13" L x 18" W
MB15	15 Gallon: 44.38" L x 24" W

Includes filter, filter indicator, sight gauge w/ thermometer, pump head w/ relief valve, base, reservoir, hardware, and magnetic drain plug.

HANDLE / CAGE KIT	
Code	Description
NH	No Handle
WH	Handle Kit

Includes Mounting Hardware.

ENGINE KIT		
Code	Description	
8HM	HONDA GX240 Manual Start	7.9 HP @ 3,600 RPM
8HE	HONDA GX240 Electric Start	11.5 LB-FT @ 3,600 RPM
13HM	HONDA GX390 Manual Start	11.7 HP @ 3,600 RPM
13HE	HONDA GX390 Electric Start	17 LB-FT @ 3,600 RPM
8BM	BRIGGS & STRATTON Manual Start	9.5 HP @ 3,600 RPM
8BE	BRIGGS & STRATTON Electric Start	13.9 LB-FT @ 3,600 RPM

Includes coupling, hardware, and mounting adapter. RPS 1010398 (battery hold down kit, U1L battery, 4 GA positive/negative cables w/terminal protectors) included with electric start engines.

MaxPower

Pressure(psi) @ Flow(gpm)

PUMP KIT		Engine Model Code		
Code	Description	8HM/E	8BM/E	13HM/E
027	0.27 cu.in/rev (4.5cc/rev) 3600 psi rated	3210 psi @ 3.5 gpm	3600 psi @ 3.5 gpm	3600 psi @ 3.5 gpm
040	0.40 cu.in/rev (6.2cc/rev) 3600 psi rated	2167 psi @ 5.3 gpm	2619 psi @ 5.3 gpm	3200 psi @ 5.3 gpm
050	0.50 cu.in/rev (8.3cc/rev) 3600 psi rated	1733 psi @ 7.8 gpm	2095 psi @ 7.8 gpm	2562 psi @ 7.8 gpm
068	0.68 cu.in/rev (11.3cc/rev) 3600 psi rated	1275 psi @ 10.6 gpm	1540 psi @ 10.6 gpm	1884 psi @ 10.6 gpm
084	0.84 cu.in/rev (13.8cc/rev) 3600 psi rated	1030 psi @ 13.0 gpm	1245 psi @ 13.0 gpm	1525 psi @ 13.0 gpm

Includes suction strainer, plumbing fittings, and hardware. *85% V.E. noted for pump output flow.

VALVE KIT
See page 4