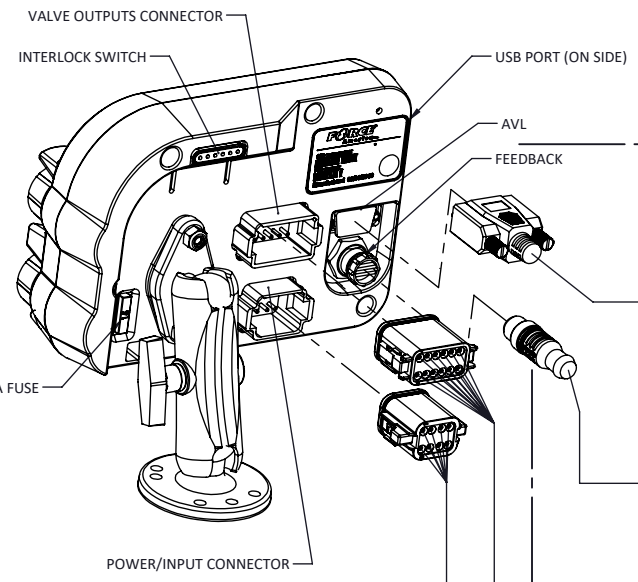


8 7 6 5 4 3 2 1

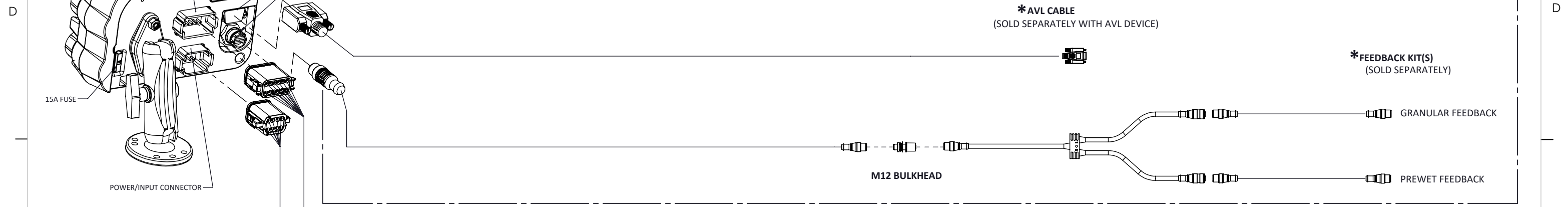
REVISIONS				
REV	ECO NUMBER	DESCRIPTION	DATE	BY
A		INITIAL RELEASE	8/13/2019	SMT



***OPTIONAL**

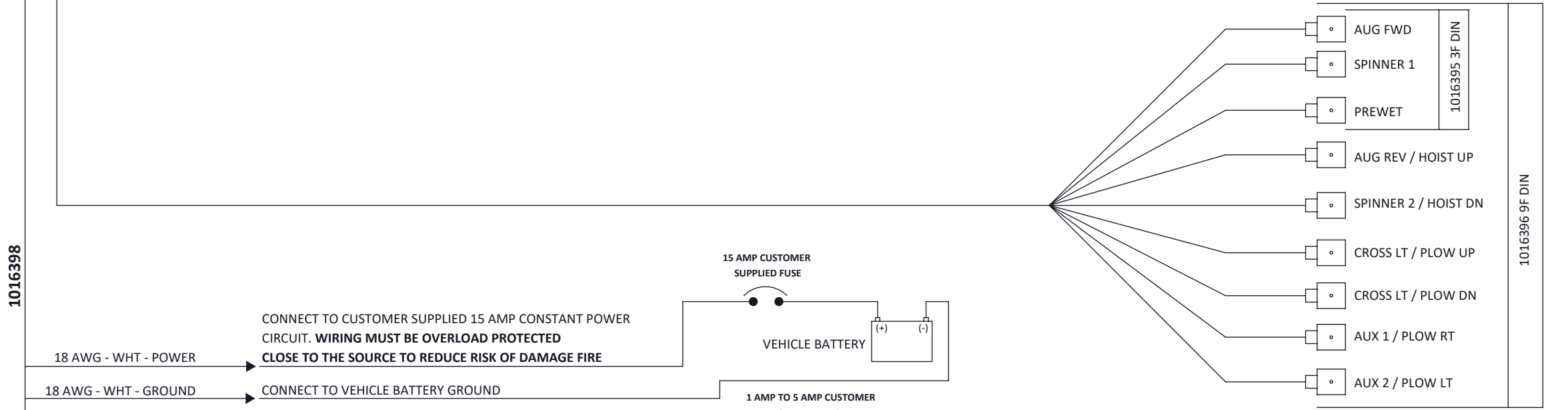
***AVL CABLE**
(SOLD SEPARATELY WITH AVL DEVICE)

***FEEDBACK KIT(S)**
(SOLD SEPARATELY)



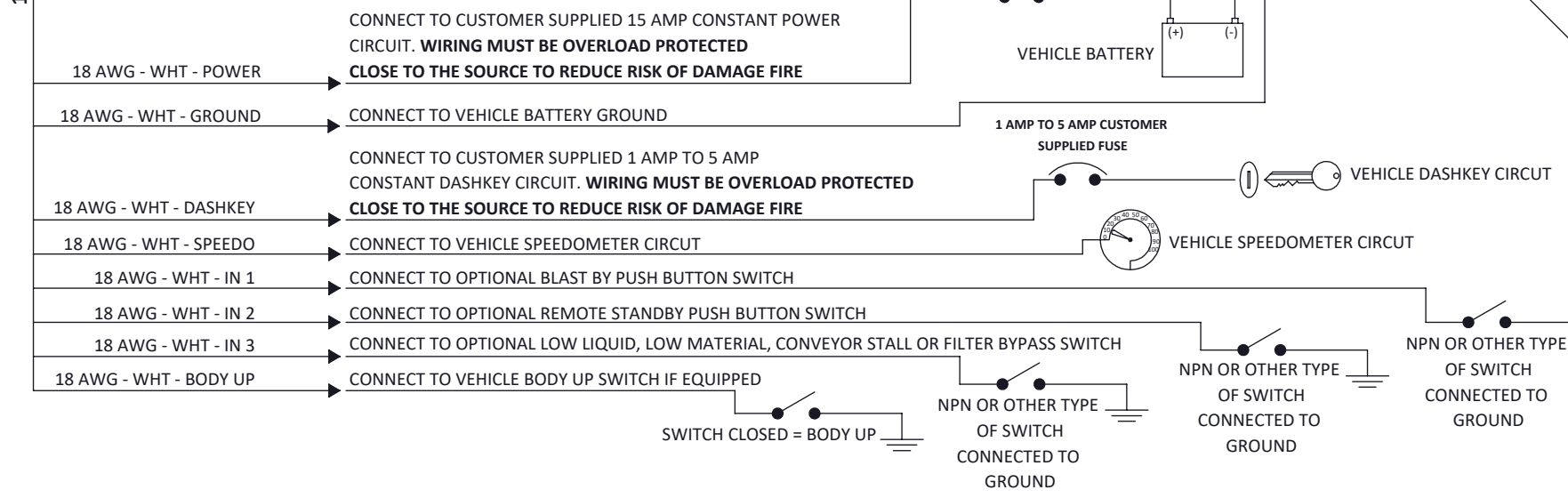
SPREADER CONTROL

- 1018958 - 5100EX
- 1120409 - 5150EX
- 1120410 - FORCE ONE



1016398

1016396 9F DIN



C
B
A

D
C
B
A

THIS DRAWING IS THE PROPERTY OF FORCE AMERICA, INC. IT CONTAINS PROPRIETARY INFORMATION AND IS TRANSMITTED AS A CONFIDENTIAL DISCLOSURE. IT MAY NOT BE COPIED OR ITS CONTENTS REVEALED TO OTHERS WITHOUT WRITTEN CONSENT OF FORCE AMERICA, INC.

MATERIAL		DRAWN BY	SMT
DIMENSIONS ARE IN INCHES UNLESS OTHERWISE SPECIFIED. REFER TO STANDARD DRAWING S0069 FOR WIRE AND CABLE CUT LENGTH TOLERANCES.		DATE	8/13/2019
REFER TO STANDARD DRAWING S0073 FOR AXIAL PULL-OUT FORCE THAT ALL CRIMPS MUST WITHSTAND	TITLE	APP'VD BY	DATE
THIRD ANGLE PROJECTION	INSTALLATION, 5100EX, SPREADER CONTROL		
	SIZE DWG. NO.	REV	
	B 4521	A	
	NOT TO SCALE DO NOT SCALE DRAWING	SHEET 1 OF 1	

8 7 6 5 4 3 2 1