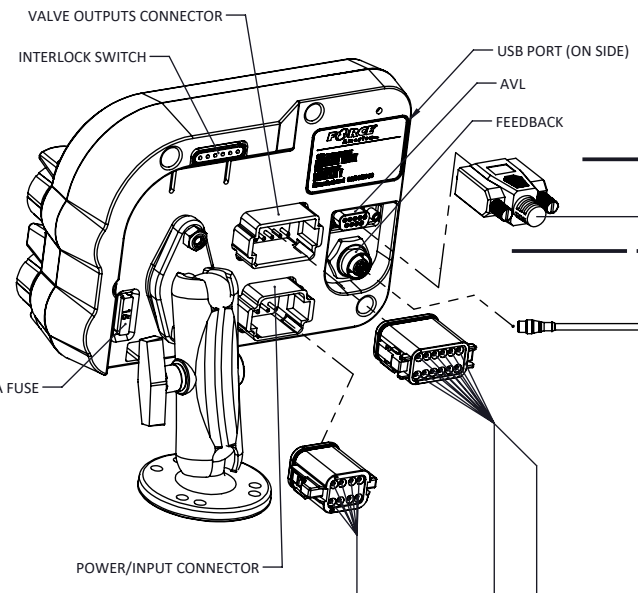


REVISIONS				
REV	ECO NUMBER	DESCRIPTION	DATE	BY
B		ADDED PART NUMBER	3/8/2024	SMT
C		ADDED 1191801 TO SPREADER CONTROL	11/5/2024	SMT
C		ADDED IN5 & IN6	6/4/2025	SMT

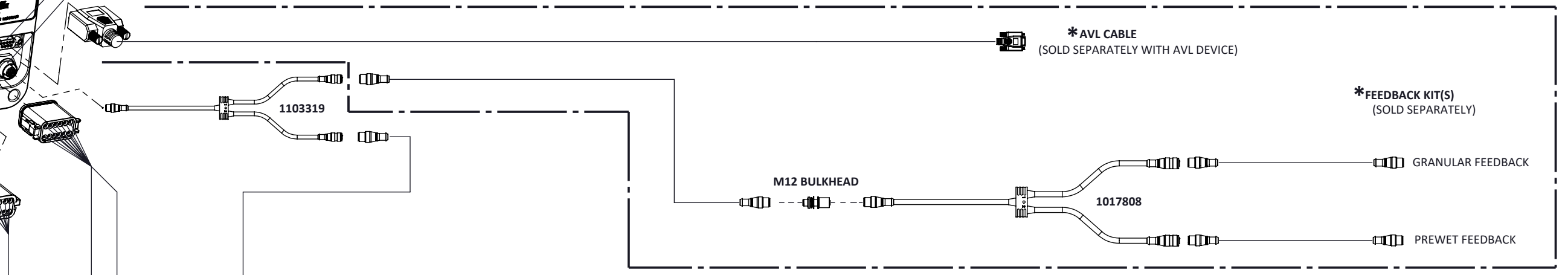
**\*OPTIONAL**



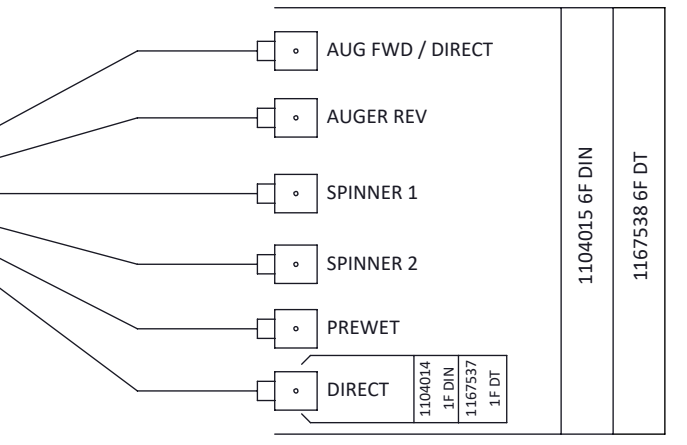
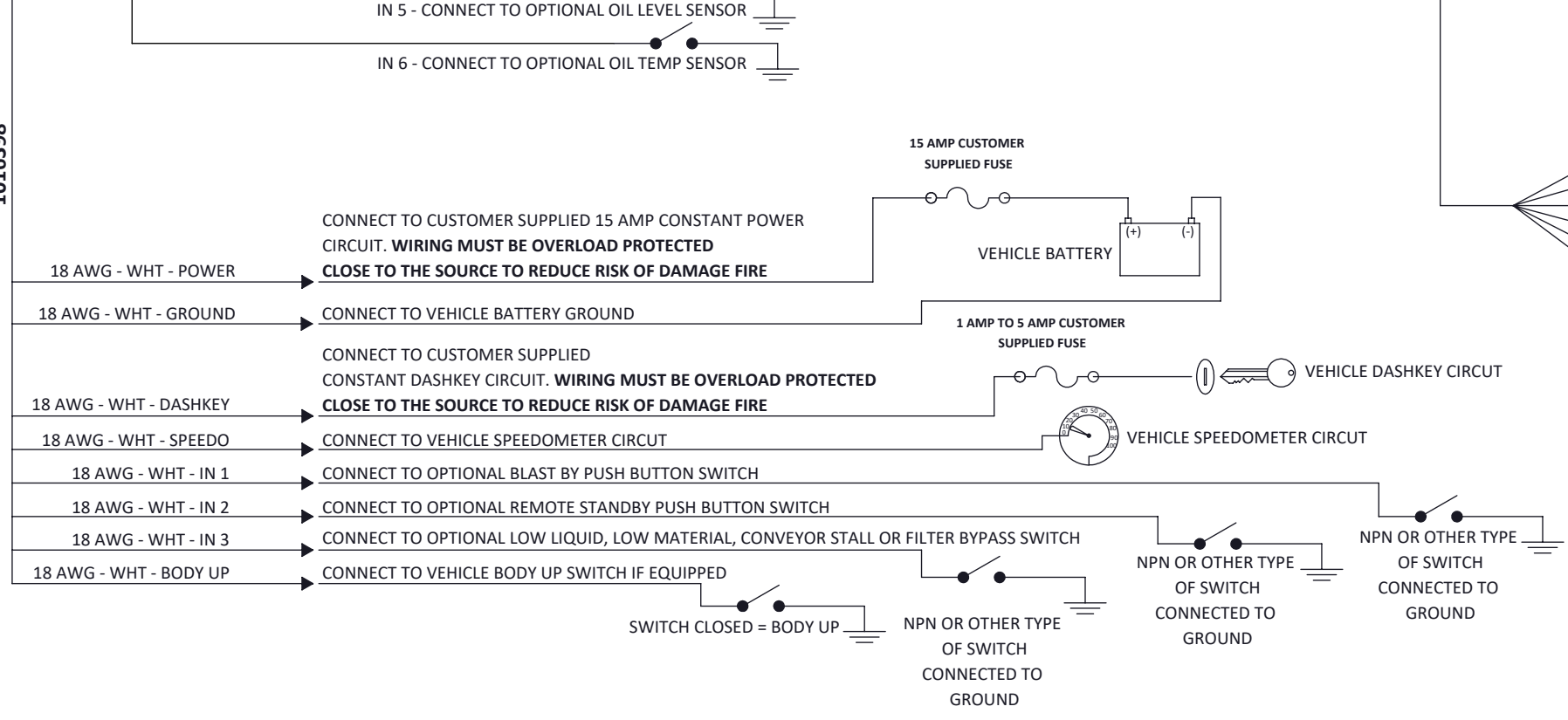

**SPREADER CONTROL**

- 1018958 - 5100EX
- 1191801 - 5100EX GEN2
- 1120409 - 5150EX
- 1120410 - FORCE ONE

1016398



"BALL VALVE POWER" - CONNECT TO CUSTOMER SUPPLIED 30 AMP DASHKEY CIRCUIT  
"BALL VALVE GROUND" - CONNECT TO VEHICLE BATTERY GROUND



THIS DRAWING IS THE PROPRIETARY PROPERTY OF AND IS COPYRIGHTED BY FORCE AMERICA, INC. THE TRANSMISSION OF THIS INFORMATION PROVIDED AS A PART OF THIS DRAWING IS COVERED UNDER THE TERMS OF USE AS CAN BE FOUND AT WWW.FORCEAMERICA.COM/TERMS-OF-USE.

MATERIAL	<b>FORCE America</b>	DRAWN BY: SMT
DIMENSIONS ARE IN INCHES UNLESS OTHERWISE SPECIFIED REFER TO STANDARD DRAWING S0069 FOR WIRE AND CABLE CUT LENGTH TOLERANCES.		DATE: 2/20/2020
REFER TO STANDARD DRAWING S0073 FOR AXIAL PULL-OUT FORCE THAT ALL CRIMPS MUST WITHSTAND		APP'VD BY: SJM
THIRD ANGLE PROJECTION		DATE: 6/4/2025
TITLE		REV
INSTALLATION, SPREADER CONTROL, 5100EX, DLA		C
SIZE	DWG. NO.	REV
B	4315	C
NOT TO SCALE	DO NOT SCALE DRAWING	SHEET 1 OF 1